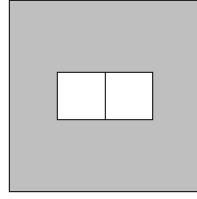
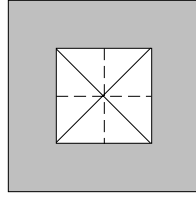
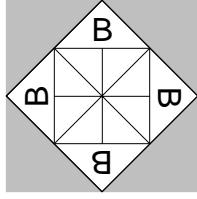
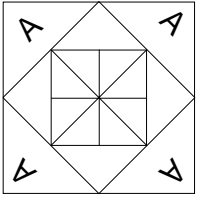


A**B****C****D****How to Play**

1. Slide your thumbs and forefingers under the four flaps. Ask a question that can be answered "Yes" or "No"
2. Choose a number on the outside. Open and close your fingers that number of times.
3. Pick a color from the inside. Open and close your fingers once for each letter of the color's name.
4. Pick a color from the inside again.
5. Open the flap of that color and see the answer.

**Folding Instructions**

1. Cut out along the dotted lines. Fold back four triangular corners (See diagram A)
2. Fold remaining four triangles forward (cover words in the center) (See diagrams B & C)
3. Fold in half with numbers facing out (See diagram D)

ChurchFun.com
The Fun, Safe Place for Kids

3	<i>Purple</i>	<i>Pink</i>	4
<i>Yellow</i>	Yes!	<i>Not Sure</i>	<i>Black</i>
No!!!		Maybe	
<i>Orange</i>	<i>Answer Cloudy. Ask again Later.</i>	Definitely	<i>Red</i>
9	<i>Unlikely</i>	<i>Perhaps</i>	5
<i>Green</i>	<i>Blue</i>	<i>ChurchFun.Com</i>	